

Measuring 'coherence': Where do we stand?

- LLMs provide approximations of meaning that allow studying alterations of the structure of the semantic space in psychosis and their cognitive basis.
- Recent research provides cross-linguistic evidence of a pattern of **increased** semantic similarity jointly with increased perplexity [1], suggesting different patterns of navigating the semantic space at **lexical-conceptual** and **grammatical** levels.
- This study aimed to improve **interpretability**, **generalizability** and **specificity** of this pattern through a contrastive **methodological scrutiny** of different word embedding techniques and both **static** and **dynamic** semantic variables.

Methods

- Sample:** 129 German speakers: 43 SSD, 43 MDD, 44 healthy controls (HC), with speech samples collected from four pictures descriptions (3 minutes each, Thematic Apperception Test (TAT) ([2]).
- Variables:**
 - Word and sentence embeddings:** fastText ([3]) and BERT ([4]) for words, SentenceTransformers ([5]) for sentences.
 - Sentence embedding centroids:** Averaged dimensions to distinguish groups/pictures.
 - Semantic similarity:** mean, max, min, slope sign change (SSC), mean crossing and autocorrelation of pairs of semantic units derived from the wave function of semantic similarity values.
 - Displacement:** Sum of Euclidean distances, which unlike cosine similarities do not collapse high-dimensional spaces, preserve geometrical relationships.
 - Convex hull and dimensionality reduction:** Samples as hyper-polyhedrons from embeddings; volume and area measured after t-Distributed Stochastic Neighbor Embedding (t-SNE) ([6]).

Statistical analysis:

- k-nearest neighbors** (kNN) applied post-dimensionality reduction using t-SNE for picture and group classification.
- Mixed-effects models** for group semantic differences, controlling for picture and speech sample length.

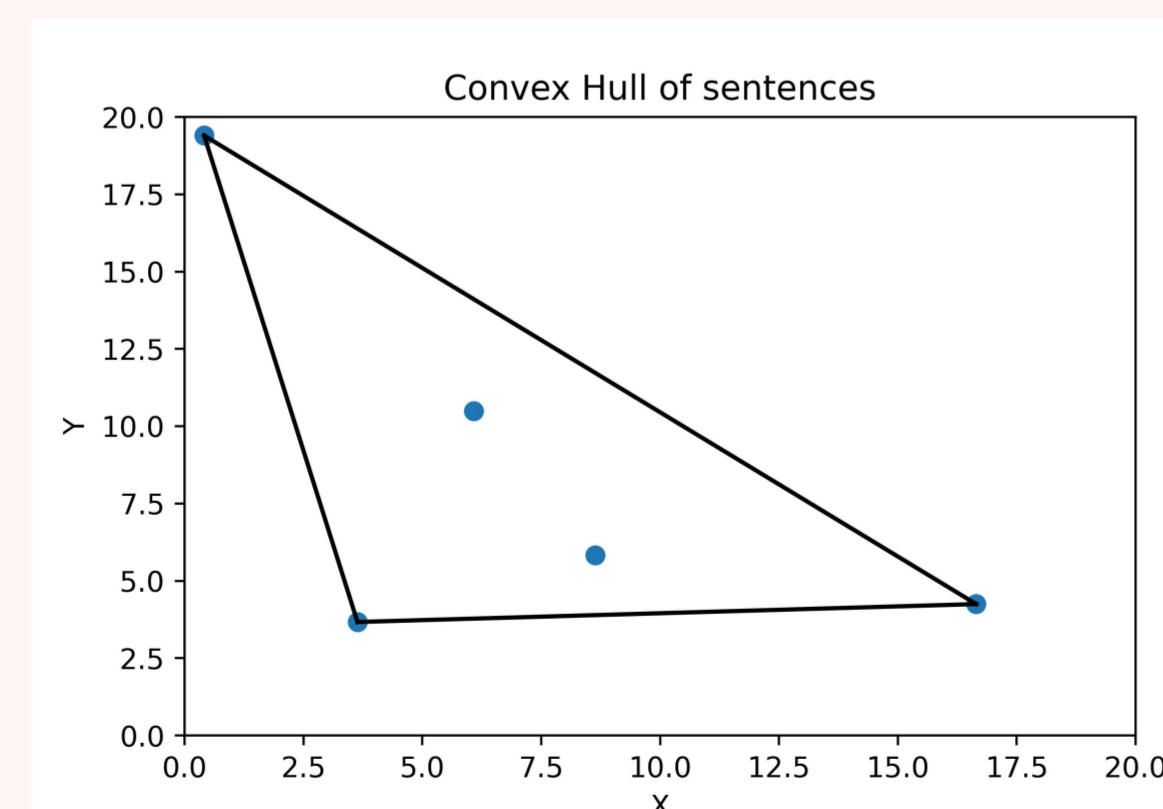
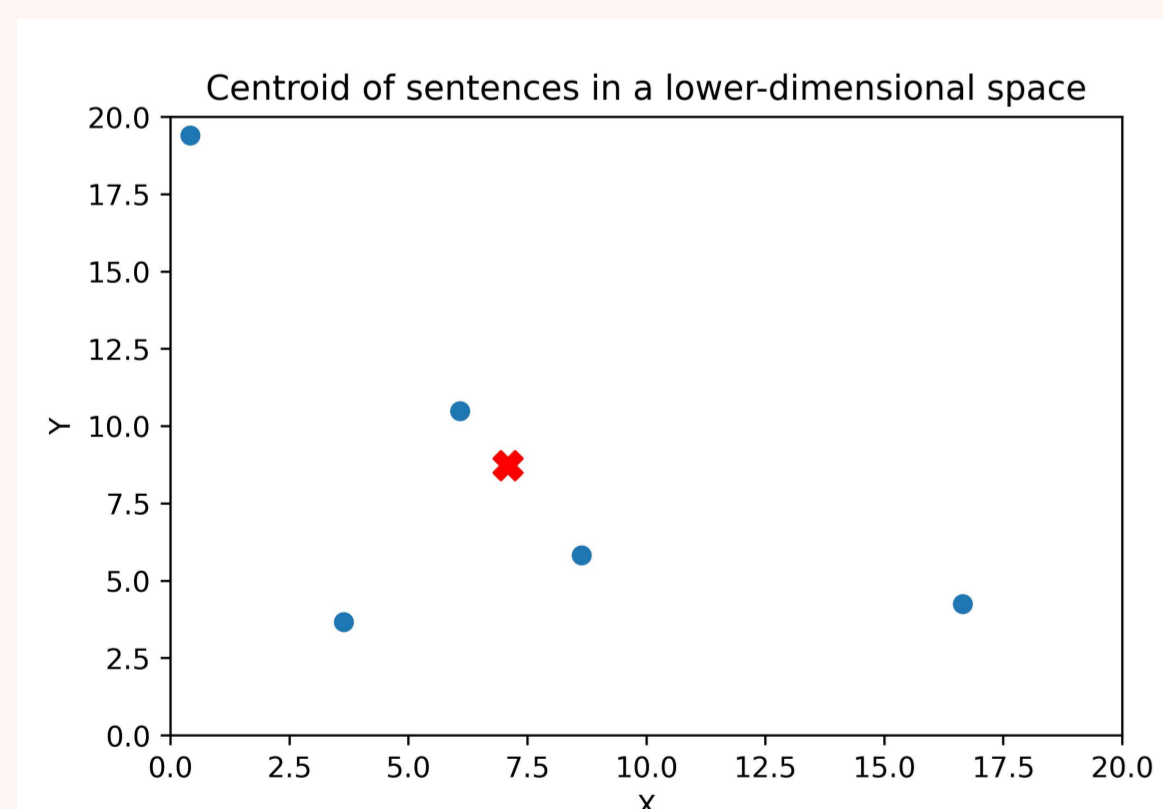


Figure 1. Centroid embedding of sentences (left), and convex hull (right).

Results: 1

- Baseline content analysis** (Fig. 2): Groups navigate the same semantic space – implying that they may navigate in different ways.
- Picture effect:** Different pictures have a significant effect on semantic similarity variables.

Results: 2

- Static and dynamic semantic similarity variables** (Table 1): Lack of significant differences between groups in the **mean**. A significance increase in **maximum semantic similarity** for the BERT model, together with **less slope sign changes in the time series of distances in SSD** point in the direction of a shrinking semantic space. Traces of this are also found in MDD, with **higher autocorrelation** and **less average crossing**.
- Displacement** (Table 2): **Larger displacement in SSD** relative to HC, despite unchanged centroids and mean semantic similarities.
- Dispersion** (Table 3): **Larger dispersion** of sentence embeddings in MDD relative to HC.
- Convex hull volume** (Table 4): Significant **increase in the volume** of the convex hull in SSD compared to HC.

Classification of text centroids

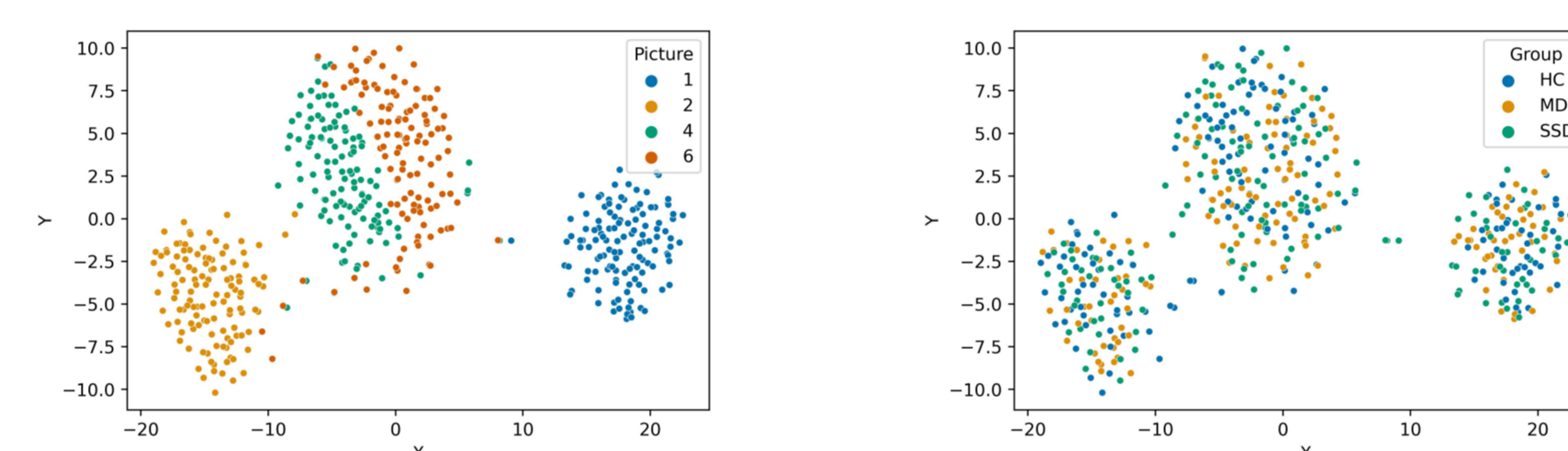


Figure 2. Classification of text centroids from sentence embeddings in 2D. By picture (left), and group (right).

Static and dynamic semantic variables

Table 1. Summary of groups effects on semantic similarity variables.

Variable	FastText		BERT		FastText		BERT	
	MDD	SSD	MDD	SSD	MDD	SSD	MDD	SSD
mean semsim	0.09	0.541	0.03	0.835	-0.15	0.258	-0.09	0.520
max semsim	-0.18	0.105	-0.08	0.478	0.07	0.549	0.28	0.018
min semsim	0.09	0.392	-0.08	0.464	-0.10	0.383	-0.11	0.336
ssc	-0.10	0.417	-0.08	0.493	-0.03	0.856	-0.37	0.023
crossing	-0.33	0.005	-0.14	0.241	-0.15	0.240	-0.23	0.087
autocorrelation	0.29	0.016	0.04	0.733	0.17	0.224	0.24	0.084

Displacement

Table 2. Summary of Mixed Linear Model Regression results for Cumulative Euclidean distance

	Coefficient	Std. Error	z	P > z	[0.025	0.975]
Intercept	-16.469	4.813	-3.422	0.001	-25.902	7.036
SSD	18.649	4.516	4.516	0.000	9.798	27.501
Content words	1.199	0.036	33.655	0.000	1.129	1.268
Av sentence length	-0.407	0.130	-3.139	0.002	-0.661	-0.153

Dispersion

Table 3. Summary of Mixed Linear Model Regression results for dispersion

	Coefficient	Std. Error	z	P > z	[0.025	0.975]
Intercept	0.707	0.010	68.545	0.000	0.687	0.728
MDD	0.015	0.005	2.817	0.005	0.005	0.026
Picture 2	-0.022	0.006	-3.703	0.000	-0.033	-0.010
Picture 4	0.013	0.006	2.147	0.032	0.001	0.024
N of sentences	-0.003	0.000	-9.423	0.000	-0.003	-0.002
Av sentence length	-0.001	0.000	-1.782	0.075	-0.001	0.000

Volume of convex hull

Table 4. Summary of Mixed Linear Model Regression results for volume

	Coefficient	Std. Error	z	P > z	[0.025	0.975]
Intercept	0.153	0.664	0.230	0.818	-1.148	1.453
MDD	0.433	0.860	0.503	0.615	-1.253	2.118
SSD	1.737	0.867	2.004	0.045	0.038	3.436
above median	3.018	0.537	5.623	0.000	1.966	4.070

Discussion

- Controlling for picture effects and sample and sentence length, reveals that despite a shared semantic space (centroids), and lack of group differences in the mean semantic distances, **navigational patterns (trajectories) across this space differ in both MDD and SSD**.
- These changes are consistent with a **more restricted ('shrinking') semantic space**.
- SSD exclusively sensitive to BERT embeddings while MDD only to fastText suggest differential patterns in **contextual-grammatical vs. lexical-conceptual semantic levels** in these groups.

Funding

Funded by the European Union (GA 101080251 - TRUSTING). Views and opinions expressed are however those of the author(s) only and do not necessarily reflect those of the European Union or the Agency. Neither the European Union nor the granting authority can be held responsible for them.

This study was supported by the German Research Foundation to Frederike Stein (STE3301/1-1)—project number 527712970. The study is part of the German multicenter consortium 'Neurobiology of Affective Disorders. A translational perspective on brain structure and function', funded by the German Research Foundation—project number 240413749 (Research Unit FOR2107). Principal investigators are Tilo Kircher (KI 588/14-1, KI 588/14-2, KI 588/22-1), Udo Dannlowski (DA 1151/5-1, DA 1151/5-2, DA 1151/11-1), Igor Nenadić (NE 2254/1-2, NE 2254/2-1, NE 2254/3-1, NE 2254/4-1), Benjamin Straube (STR 1146/18-1).

References

Scan the following QR code to see the references:

